

Post Activities For Your Classroom


after visiting the Historical Village

Thank you for bringing your students to visit the Historical Village and participating in Heritage Sylvania's Pioneer Program! Today your students learned quite a lot about what life was like in the mid 1800s here in Ohio. Below are ideas for activities and discussion to reinforce what your students have learned here today.

Journaling

Your students created their own journals to take home and learned the usefulness of keeping a journal.

Activity: Have students complete a journal entry for what they did during their visit. Compare journals and discuss why everyone's journal entry is a little different. Discuss what Historians 100 years from now might determine about what life is like today.



Future Historians

During their time here students got to see several artifacts and how people used these objects long ago.

Activity : Present several everyday objects (Styrofoam cups, cell phone, paper bags, tablet, light bulb, etc.). Divide the students into groups and present each group with an object from today. Ask the students to pretend they are living 200 years into the future and have uncovered the object they've been given. Pretending to be Historians have students discuss/answer the following questions:

- What is it made of?
- Does its shape give a clue about its purpose?
- What is its texture, weight, size, etc.
- Is there any writing on it that gives us clues about the object?
- Is it single use or reusable?
- What do the objects say about our culture today?

Transportation

By visiting the train depot and train car barn, students were able to learn more about the ways we get around.

Brainstorm and Discuss: *What are ways we can get from place to place? What is the best way to get from place to place?*


- *From your classroom to the bathroom*
- *From school to home*
- *from home to a friends house*
- *From city to city, and state to state*
- *From North America to Europe*

Vegetable Soup

In the Log Home we learned about how people lived a long time ago. Including how they would cook and gather food.

Brainstorm and Discuss: *What are all of the steps to making vegetable soup in a log home.*

Starting with nothing and ending with a delicious dinner. For example:



1. *Start a garden*
 - a. *Plant vegetable seeds- what vegetables would we grow?*
 - b. *Water and tend to the garden*
 - c. *Harvest*
2. *Make the vegetable broth (a liquid)*
3. *Cut and season the vegetables*
4. *Gather wood for the fire*
 - a. *Start a fire in the fire place*
5. *Add your vegetables and liquid in a pot*
6. *Heat*
7. *Enjoy!*

Classroom Museum


A museum is a building full of historical, scientific, artistic, or cultural objects and stories available for people to learn from and engage with. Heritage Sylvania's Museum houses objects and stories all about Sylvania and Northwest Ohio.

Activity: *Create a Museum in your classroom!*

Have students bring in an artifact (50 years or older) to research. Have students research their item, answering the following:

- *What it is*
- *How and when it was used*
- *who used it*
- *And any other interesting facts or stories about the object*

Have students create a museum sign explaining their item. Set up a classroom display of the items and signs for students, teachers, and guests to tour.



Make Your Manners

Inside the Stone Academy a School Marm would instruct her students to “make their manners” to have her students focus and attention. In their time here, your students also got to practice making their manners. To do so they should:

- Fold their hands nicely on top of their desk
- Sit up straight with their back against the back of their chair
- Feet touching the floor (If they can)
- And silent mouths